


FACADE PILOTE Ref 09 306 0

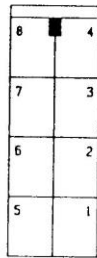


Scheiber SA
 St Pierre du Chemin
 85120 La CHATAIGNERAIE
 Tel. 51 51 73 21

1. Switch 2 positions (Socket 230 and Frige)
2. Circuit breakers 230V 16A (Socket)
3. Circuit breakers 230V 16A (Frige)
4. Light indicating running of the fridge in 12V-connection of battery.
5. Light indicating ~~running~~ connection of battery.
6. Indicator manual level of waste water
7. Switch test for battery 1
8. Switch test for battery 2
9. Test for level front water (display in blue)
10. unconnected
11. light A
12. light B
13. Pump
14. Auxiliary 1
15. Auxiliary 2
16. Head extractor
17. light of the hood.
18. 12V socket protection.
19. socket 12V 8 A Max

II - Connections


Fils ~~Orange~~ Red
2 x 2.5 mm² + Batterie 2



- 1 - 2.5 mm²
- 2 - 2.5 mm²
- 3 - 2.5 mm²
- 4 - 2.5 mm²
- 5 - 2.5 mm²
- 6 - 2.5 mm²
- 7 - 0.75 mm²
- 8 - 0.75 mm²

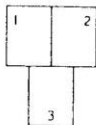
Grey Pump 15A
Light B 10A (Orange)
Light A 10A (Red)
- Battery (Blue)
Auxiliary 1 10A (White)
Auxiliary 2 10A (Brown)
Fresh water (from the NPKA) (Grey)
+ Supplying from generator (Red)

See from Side pocket connector (side usines Pilote)
Vue côté entrée fil coupleur femelle (Côté faisceau Pilote)



- 1 - 0.75 mm²
- 2 - 0.75 mm²
- 3 - 0.75 mm²
- 4 - 0.75 mm²

Lighting 12V Fridge (Violet)
Waste water (Brown)
Indicator showing parallel connection of Batteries (White)
+ Battery (Orange)



- 1 - ~~Blue~~
- 2 - ~~Maroon~~
- 3 - ~~Jaune~~

Blue
Brown
yellow | Input 230V.



- 2.5 mm² ~~Blue~~ Blue
- 2.5 mm² ~~Maroon~~ Brown
- 1.5 mm² ~~Blue~~ Blue
- 1.5 mm² ~~Maroon~~ Brown

Socket 230V

Fridge